

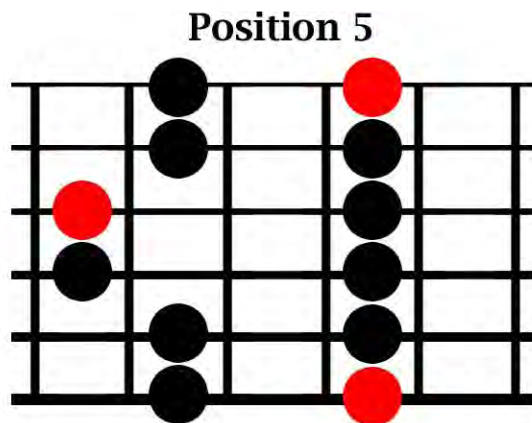
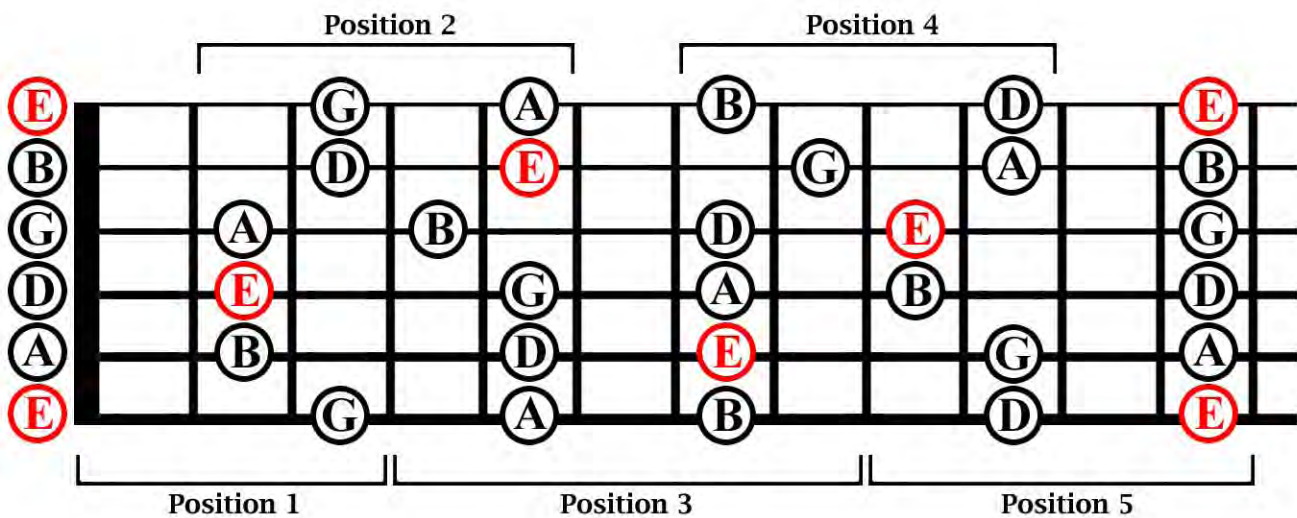
Key Concepts

- 5th Position Minor Pentatonic Scale
- 5th Position Minor Blues Scale
- Switching Positions

5th Position Minor Pentatonic Scale

We are now going to play the last position in the pentatonic scale. Since we are in the fifth position, we are starting from the 5th note of the scale, or D, when in the key of E.

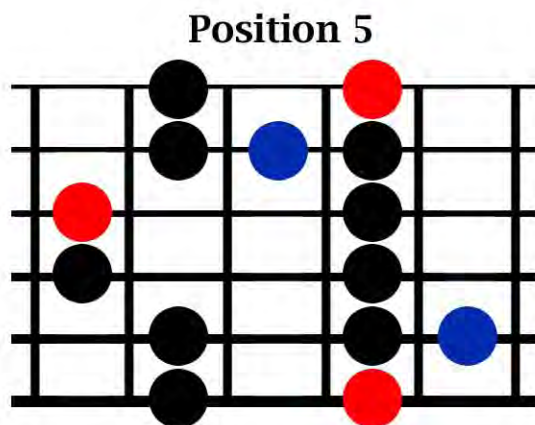
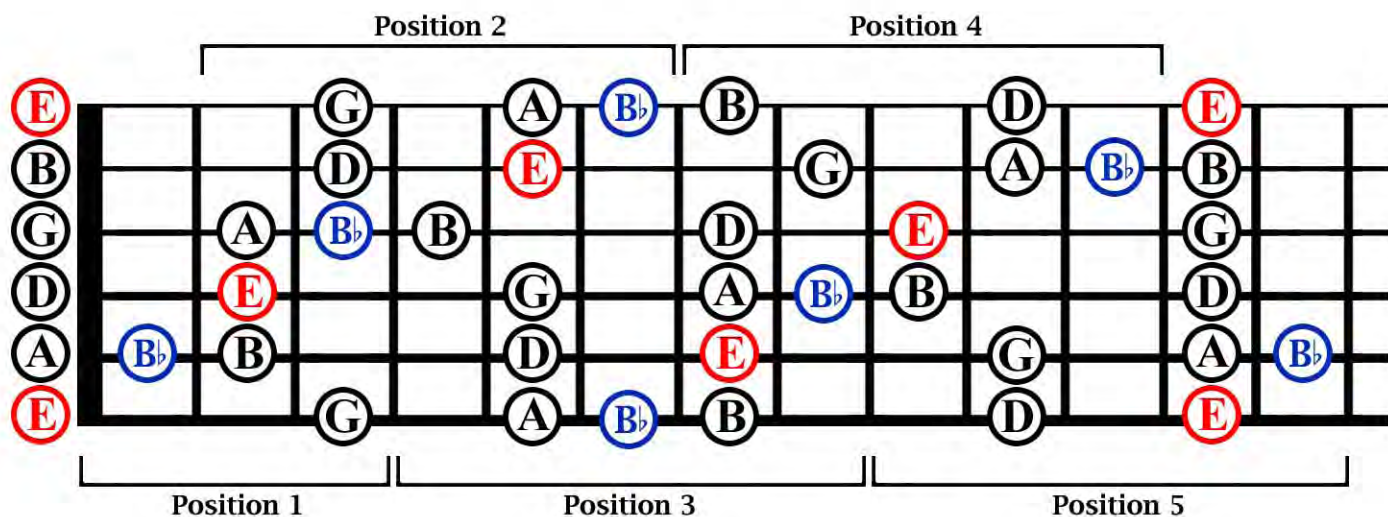
E - G - A - B - D



5th Position Minor Blues Scale

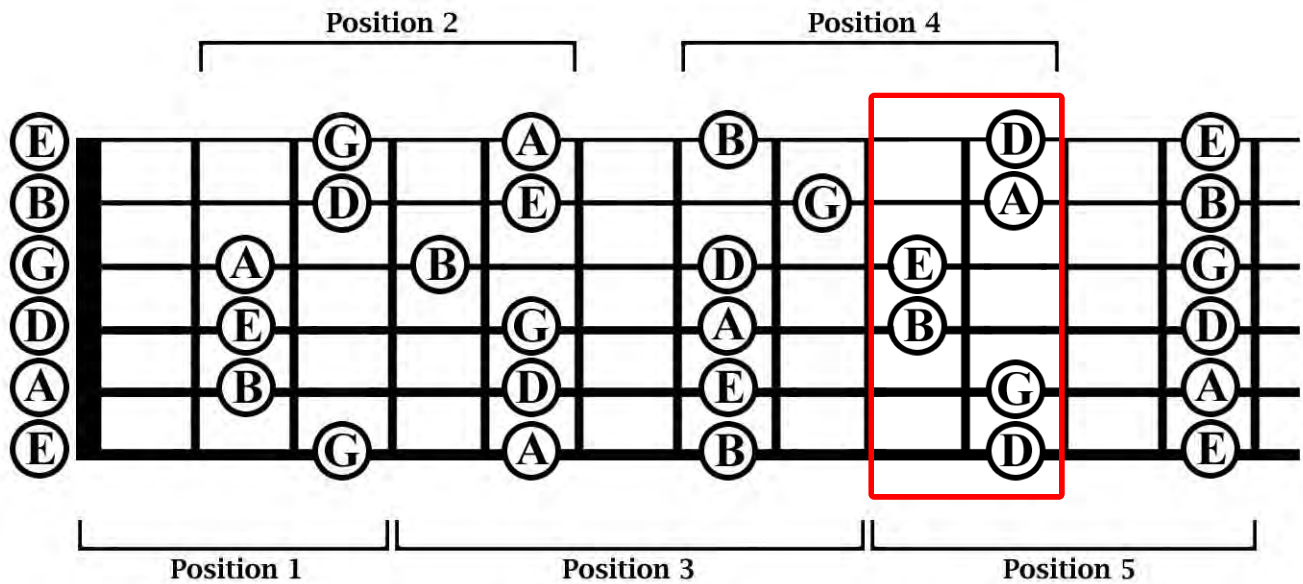
The 5th position minor blues scale looks like this:

E - G - A - B \flat - B - D



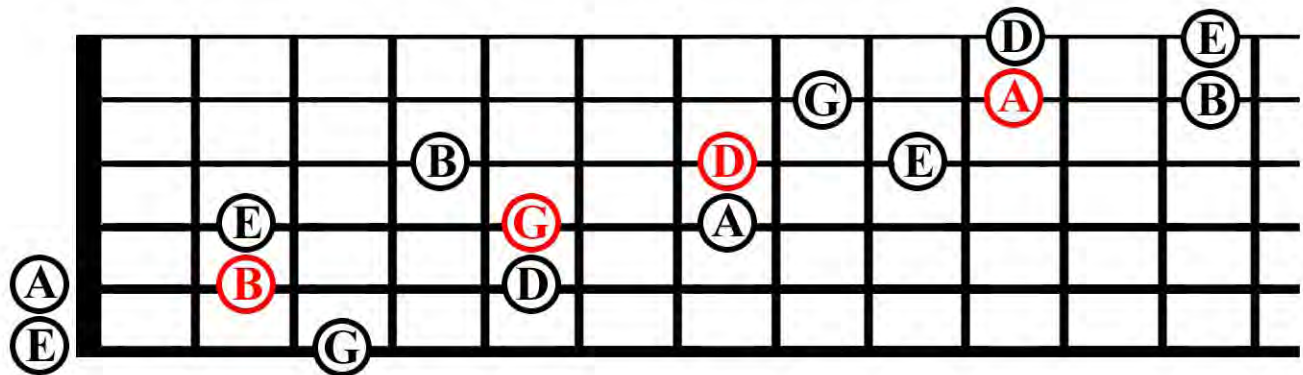
Switching Positions

Using the common tones we can once again switch between the 4th and 5th patterns of the minor pentatonic scale.

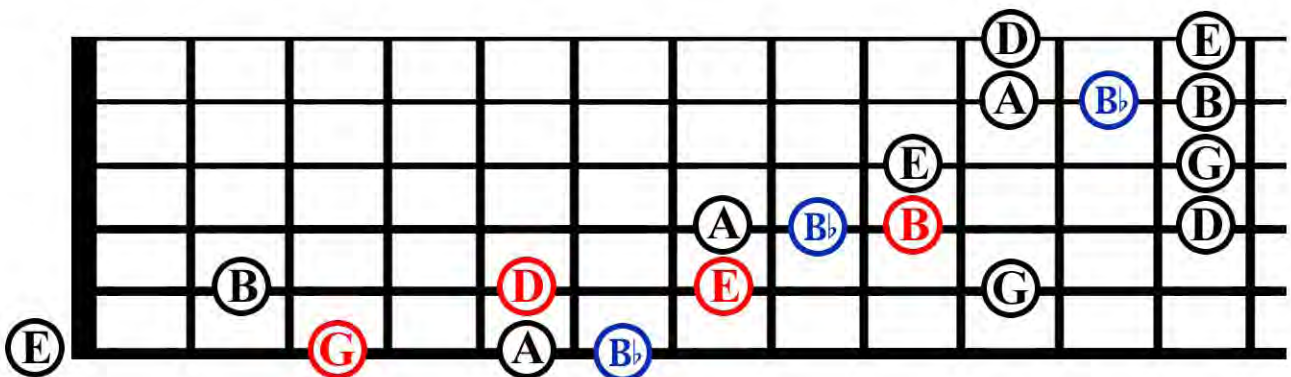


We can now switch between all five positions for the minor pentatonic and blues scales. Here are some examples of position changes from position one to position five, with the position changes in red.

E Minor Pentatonic



E Minor Blues



Lesson 19 Practice

1.

TAB

10 12 10 12 9 12 9 12 10 12 10 12 12 9 12 9 12 10 12 12 10

2.

TAB

10 12 10 12 13 9 12 9 12 10 11 12 10 12 10 11 10 12 9 12 9 13 12 10 12 10

3.

TAB

7 10 7 10 7 9 12 9 12 10 12 10 12 10 12 9 12 9 7 10 7 10 7

4.

TAB

12 10 12 10 12 9 7 9 7 10 7 10 7

5.

TAB

7 10 7 10 7 8 9 12 9 12 10 11 12 10 12 10 12 11 10 8 9 7 9 8 7 10 7 10 7